

Panasonic Hybrid HVAC Solution

High Efficiency Performance All Year Round

SEER2 Up To **16.8** | EER2 Up To **11.7** | HSPF4 Up To **10**

ENERGY STAR® Cold Climate certified & NEEP certified



Panasonic A-Coil Heat Pump

Powerful Low-ambient Heating


80%

Heating Output
at **-15°C (5°F)**

Continuous Operation
as Low as

-35°C (-31°F)

EASY TO ENJOY



Cooling Season

An inverter Heat Pump can drastically reduce your energy bills by providing high efficiency cooling.

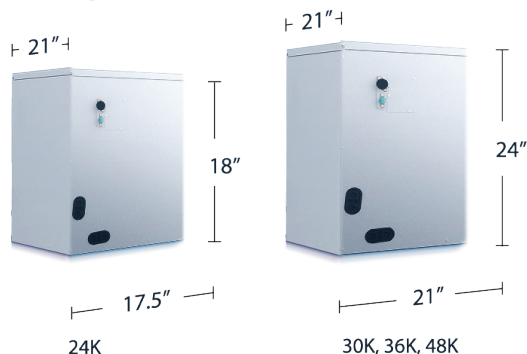
Heating Season

You can enjoy both reliable & efficient warmth with a combination of gas furnace heating & heat pump heating.

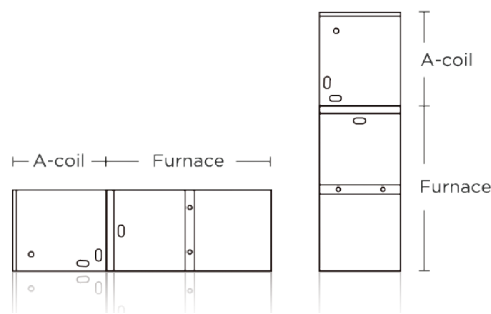


EASY TO FIT

The Most Complete
Size Options



The Flexible
Multipurpose Design



Uncased
and Cased



Panasonic A-Coil Cold Climate



| Model | Indoor Unit | | CS-HE24YAC6 | CS-HE24YAC6 | CS-HE30YAC6 | CS-HE36YAC6 | CS-HE48YAC6 |
|-------------------------------------|--------------------------|---------|-------------------|-------------------|-------------------|-------------------|-------------------|
| | Outdoor Unit | | CU-HE18YAHK6 | CU-HE24YAHK6 | CU-HE30YAHK6 | CU-HE36YAHK6 | CU-HE48YAHK6 |
| Performance | | | | | | | |
| Power Supply | | V.Ph,Hz | 208/230, 1,60 | 208/230, 1,60 | 208/230, 1,60 | 208/230, 1,60 | 208/230, 1, 60 |
| SEER2 (AHRI 210/240-2023) | Cooling/Heating Capacity | Btu/h | 18000/19000 | 24000/25000 | 30000/33000 | 36000/39000 | 46000/51000 |
| | SEER2 | Btu/w | 16.5 | 16.8 | 15.5 | 14.8 | 14.3 |
| | EER2 | Btu/w | 11.7 | 10.7 | 10.5 | 9.8 | 8.6 |
| | HSPF4 | Btu/w | 9.5 | 9.5 | 9.7 | 10 | 9 |
| Heating at 5°F (-15°C) | Rated Capacity | Btu/h | 15000 | 20000 | 27000 | 32000 | 40000 |
| | COP | W/W | 2.20 | 1.95 | 1.85 | 2 | 1.8 |
| Indoor Unit | | | | | | | |
| Air Flow Volume | SCFM | | 550 | 720 | 960 | 960 | 1015 |
| Net Dimension | WxDxH | mm | 445x533x457 | 445x533x457 | 533x533x609 | 533x533x609 | 533x533x609 |
| | WxDxH | inch | 17.52x20.98x17.99 | 17.52x20.98x17.99 | 20.98x20.98x23.98 | 20.98x20.98x23.98 | 20.98x20.98x23.98 |
| Packing Dimension | WxDxH | mm | 505x650x490 | 505x650x490 | 595x650x645 | 595x650x645 | 595x650x645 |
| | WxDxH | inch | 19.88x25.59x19.29 | 19.88x25.59x19.29 | 23.43x25.59x25.39 | 23.43x25.59x25.39 | 23.43x25.59x25.39 |
| Net/Gross Weight | | | kg | 19.4/23.6 | 19.4/23.6 | 30.2/35 | 30.2/35 |
| | | | lbs | 42.77/52.03 | 42.77/52.03 | 66.58/77.16 | 66.58/77.16 |

Panasonic Canada Inc.
Life and Device Solutions Division
5770 Ambler Dr., Mississauga, ON L4W 2T3 CANADA

Panasonic

To Learn More Visit: na.panasonic.com/ca/hvac